

6.3 cu. ft. Gas Slide-in Range



- Built-in Air Sous Vide
- Built-in Air Fry
- InstaView® Window
- ProBake® Convection
- EasyClean® + Self Clean
- 22k BTU Power Burner
- Glass Touch Controls
- Slide-in Design
- 6.3 cu. ft. Large Capacity
- Storage Drawer
- LG ThinQ® Technology (Wi-Fi)



COLOR AVAILABILITY

- LSGS6338F – PrintProof® Stainless Steel
- LSGS6338N – Essence White

CAPACITY

Oven Capacity	6.3 cu. ft.
Drawer Capacity	0.8 cu. ft.

OVEN FEATURES

Convection System	ProBake® Convection
Oven Cooking Modes	Bake, Conv. Bake, Conv. Roast, Broil High, Broil Low, Warm, Proof, EasyClean, Self Clean, Frozen meal, Air Fry, Air sous-vide
Air Sous Vide	Yes
Built-in Air Fry	Yes (Air Fry Tray Included)
Temperature Probe	Yes
Oven Racks	1 Heavy Duty, 1 Gliding, 1 Offset
Number of Rack Positions	7
Broil Element (BTU, NG / LP)	13,500 / 12,500
Convection (BTU, NG / LP)	19,000 / 17,000
Convection Conversion	Yes
EasyClean®	Yes
Self Clean	Yes
GoCook Smart Oven Light	Yes (1)
Door Lock	Yes
Automatic Safety Shut-Off	After 12 Hours

DRAWER FEATURES

Type	Storage
------	---------

COOKTOP FEATURES

Cooktop Type	Sealed
Number of Burners	5
Burner BTU (NG / LP)	
Left Front	20,000 / 12,500
Left Rear	9,100 / 7,500

Center	10,000 / 10,000 (Oval)
Right Front	22,000 / 16,000
Right Rear	5,000 / 4,000
Cooktop Burner Grate Material	Cast Iron
Continuous Grates	Yes

CONTROLS

Cooktop Control Type	Front Control Knobs
Oven Control Type	SmoothTouch® Glass
Display	White LED
Language	English
Kitchen Timer	Yes
Timed Cook	Yes
Clock	12 hr or 24 hr (option)
Temperature Unit of Measure	°F or °C
Cooking Complete Reminder Volume	High, Low, Off
Oven Control Lock	Yes

CONVENIENCE

ADA Compliant	No
Sabbath Mode	Yes (Star-K-Certified)

SMART FEATURES

Wi-Fi Enabled	Yes
ThinQ® Technology	Yes
ThinQ Care™	Yes
Voice Control	Amazon Alexa, Google Assistant
SmartDiagnosis™	Yes
3rd Party Recipe App	Yes (Innit, SideChef)
Scan to Cook (LG ThinQ)	Yes

FINISHES AND APPEARANCE

Fingerprint & Smudge Resistant Exterior	Yes (PrintProof® Stainless Steel Model Only)
Cooktop Finish	Stainless Steel
Handle / Knobs	F - Stainless Steel Appearance N - Light Bronze Appearance
Oven Door Feature	InstaView® + WideView™ Window

TECHNICAL SPECS

Fuel Type	NG / LP
Required Power Supply	120V, 60Hz
Minimum Circuit Rating	15 Amp
Power Cord Type	3-Prong, Attached to Unit
Power Outlet Location	See Installation Diagram
Gas Supply Location	See Installation Diagram

INCLUDED ACCESSORIES

1 Heavy Duty Rack, 1 Gliding Rack, 1 Offset Rack, 1 Air Fry Tray, Griddle, Wok Grate, Rear Filler Kit, Temperature Probe, LP Conversion Kit, Anti-tip Kit

OPTIONAL ACCESSORIES

Slide-in Range Filler Kit (Side Gaps)	LSFL301S
---------------------------------------	----------

DIMENSIONS / CLEARANCES / WEIGHTS

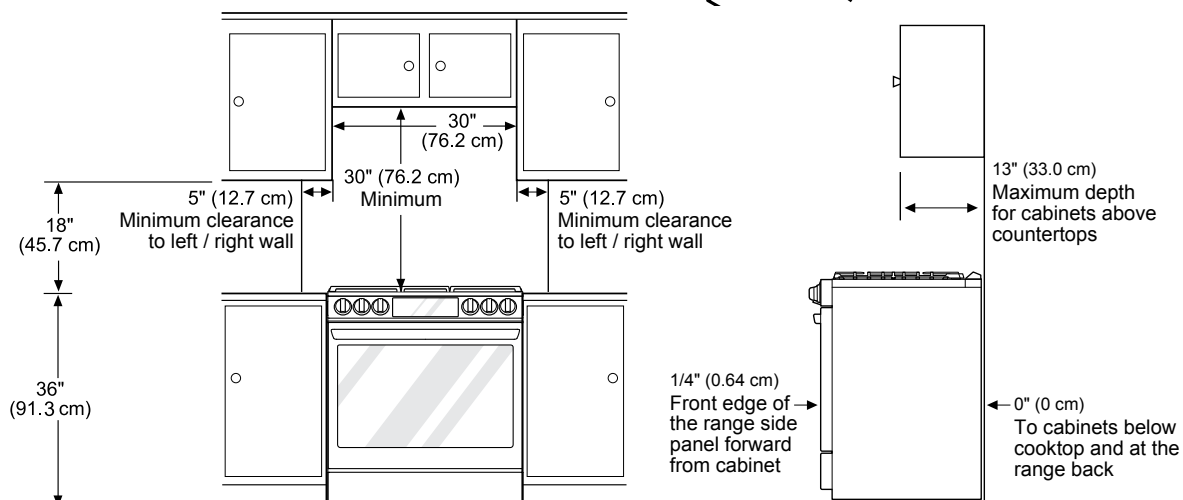
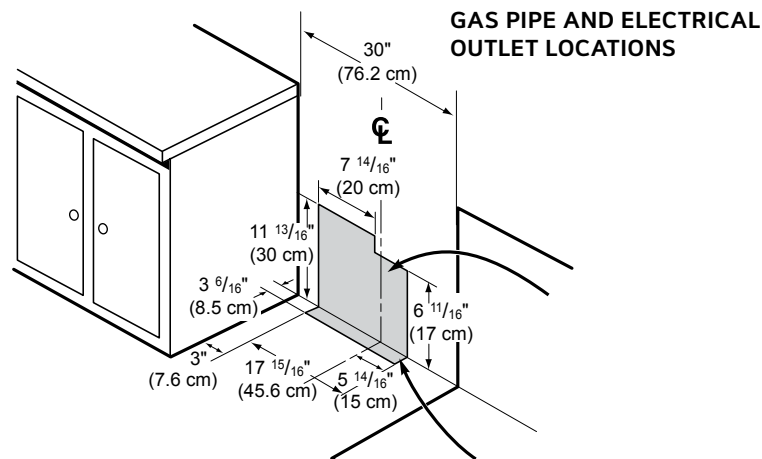
Product Dimensions (W x H x D w/Handle)	29 7/8" x 37 1/4" x 29 3/8"
Product Height to Cooking Surface	37 1/8"
Cutout Dimensions (W x H x D)	30" x 36" x 25"
Carton Dimensions (W x H x D)	32 1/2" x 44" x 30 1/2"
Approx. Weight (Product / Carton)	158.7 lbs. / 234.8 lbs.

LIMITED WARRANTY

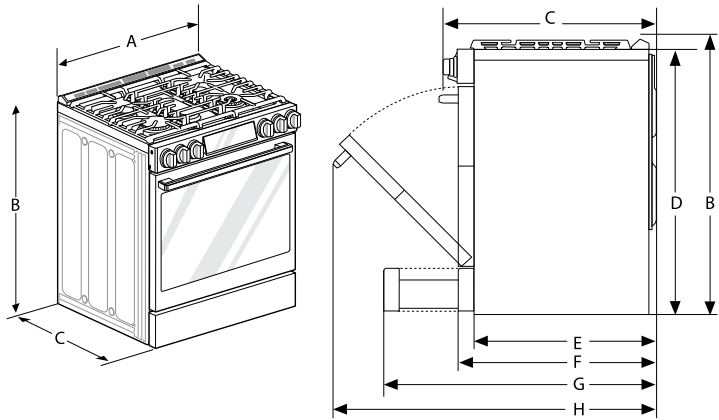
Parts and Labor	2 Years
-----------------	---------

DIMENSIONS / CLEARANCES

Provide proper clearance between the range and adjacent combustible surfaces. These dimensions must be met for safe use of your range. The location of the electrical outlet and pipe opening may be adjusted to meet specific requirements. The range may be placed with 0" clearance (flush) at the back wall.



DIMENSIONS / CLEARANCES



DIMENSIONS / CLEARANCES

A	Width	29 7/8" (758.8 mm)
B	Height	37 1/4" (946 mm)
C	Depth (Includes Door Handle)	29 3/8" (745.2 mm)
D	Height	36" (913.0 mm)
E	Depth (Includes only the product body that is loaded into the cabinet. Excludes door, drawer, and handles)	24 3/4" (629.4 mm)
F	Depth (Excludes Door Handle)	26 7/8" (683 mm)
G	Depth when drawer is fully opened	36 1/16" (916.2 mm)
H	Depth when door is fully opened	48 5/8" (1235.9 mm)